




2024 Prince William County

“I Voted” Sticker Contest





ELECTORAL BOARD MEETING

JULY 9, 2024

PRINCE WILLIAM COUNTY, VIRGINIA


CALL TO ORDER / PLEDGE





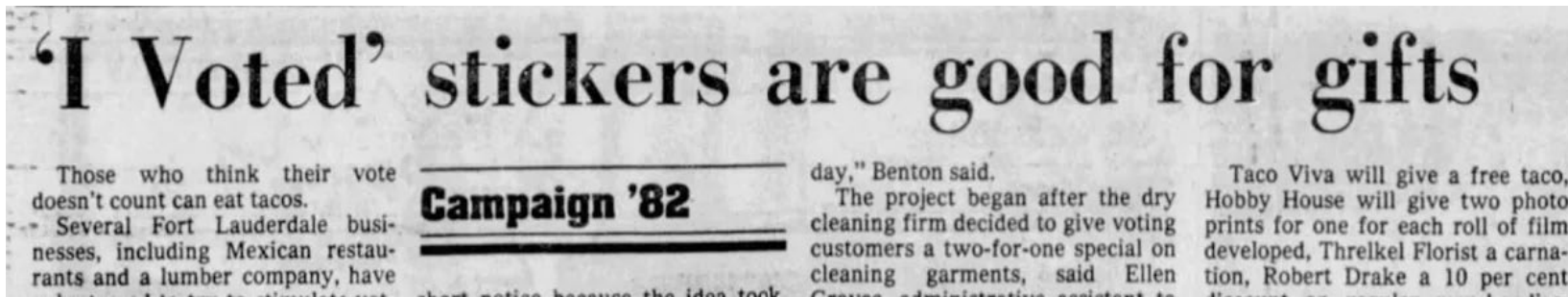
2024 Prince William County

“I Voted” Sticker Contest



VOTING STICKERS

- Popular since the 1980s
- Opportunity for voters to showcase their civic pride and patriotism
- Perks from businesses



If you don't get an 'I voted' sticker, this N.J. guy will mail you one

Published: Oct. 30, 2021, 10:00 a.m.

By [Avalon Zoppo | NJ Advance Media for NJ.com](#)

Editor's note: This story was originally published in October 2020. Some revisions have been made since then to reflect the change in voting procedures. According to [Greg Sarafan's Twitter account](#), he's still offering free 'I Voted' stickers if you contact him this year.



Inside his Jersey City apartment, Greg Sarafan sat at his kitchen table scrolling through Twitter messages on his laptop. He took an envelope from a neatly stacked pile and scribbled down an address in blue ink



WHY HAVE A STICKER CONTEST?



- Reflects local pride, landmarks, history, activities, and points of interest



WHY HAVE A STICKER CONTEST?

- Increases voter engagement and positive coverage



wtopnews
Ever wanted to design an 'I Voted' sticker? Now's your chance in Prince William County

WUSA9

Prince William Co. is holding an 'I Voted' sticker design contest for a cash prize

To encourage submissions by students and children, the Office of Elections will also be awarding \$500 to the school that has the most student entries.

First Place: \$3,000
Second Place: \$1,000
School w/ Most Entries: \$500
Link on WUSA9.com

Prince William Times

Prince William Office of Elections announces contest for new 'I Voted' sticker design

There's \$3,000 up for grabs

By Cher Muzyk Times Staff Writer Feb 8, 2024 Updated Feb 9, 2024



INSIDENOVA
NORTHERN VIRGINIA'S LEADING NEWS SOURCE

Ever wanted to design an 'I Voted' sticker? Now's your chance in Prince William County

By Ben Peters, bpeters@insidenova.com Feb 6, 2024

WeatherTech
EXPERIENCE NEXT GENERATION PROTECTION

WHY HAVE A STICKER CONTEST?




- Reminds voters to update registration, find their polling place, etc.
- Gets voters excited about voting
- Emphasizes elections are local



2024 “I Voted” Sticker Contest

Process





Contest Rules

- Must be a PWC resident
- Must create your own artwork/design
- Design should reflect county identity



Outreach to Generate Submissions

- Media coverage
- Reached out to school art programs
- Contacted graphic designers in the area



Artist Entries

- 500+ contest entries
- Majority of entries from PWC students
- More entries than all Virginia sticker contests combined




Narrowing It Down

- Review and reduce entries to 40 designs
- Staff/Board voted for 11 nominees
- Nominees refined designs for final voting



2024 “I Voted” Sticker Contest

Voting





Rank-Choice Voting

- Voters ranked all stickers from #1 to #11
- Lowest ranked sticker each round is eliminated
- Votes from the eliminated sticker's next highest rank are distributed, repeat

Rank-Choice Example



~~23~~
votes



37
votes
+14



40
votes
+9

Rank-Choice Example



51

votes

WINNER



49

votes



Prizes

- 1st Place = \$3,000
- 2nd Place = \$1,000
- 3rd Place = \$500
- Most entries = \$500


Added

- 4th Place = \$500
- Special = \$500



2024 “I Voted” Sticker Contest

Nominees



"I Voted" Sticker Contest
NOMINEE



Bold Marine Museum

Therese Thomas

A bold rendering of one of PWC's most famous landmarks, this design combines a patriotic color theme with a prominent county attraction, the National Museum of the Marine Corp. Modeled after the Iwo Jima Memorial in Arlington, the museum welcomes half a million visitors each year. With stars around the border that delicately frame the spire of the museum structure, this sticker blends nostalgic aspects of conventional voting stickers into a design unique to PWC.

"I Voted" Sticker Contest
NOMINEE



Hands In PWC

Erika Lozano

An Americana color scheme and the prominent shape of Prince William County together meet with diverse hands to illustrate the diversity and teamwork that comes with exercising your civic duty in Prince William County. As the nation has evolved, the right to vote has been accessed by more and more diverse groups of people, all coming together to build the great democracy that we all enjoy, support, and benefit from today.

"I Voted" Sticker Contest
NOMINEE



Colorful Cannon

Chris Moore, Riot of Colors

Bold colors and a unique style bring one of Prince William County's most famed landmarks, the Manassas National Battlefield, to life. Step back in time and feel the energy of the swaying wheat and the stormy skies. A bold cannon and log shelter stand firm against the natural landscape while a tree waits with bated breath. In this design, history is not just preserved, but revered.

**"I Voted" Sticker Contest
NOMINEE**



Prince William Forest

Noura Kumar

Red and blue are symbolic to voters across the country, but this sticker brings that zeal home with representation of our county's identity. Driving through Prince William, one would notice the National Museum of the Marine Corps lifting itself up behind the trees of Prince William Forest Park, the largest natural park in the metropolitan area. The PWC identity is completed with its outline incorporated into the design.

PWC STUDENT

"I Voted" Sticker Contest
NOMINEE



PWC Landmarks List

Joshua Taylor

With a strong Americana color theme, this design lists eight prominent landmarks and gives acknowledgement to all corners of the county. Simple in execution, this sticker nods to PWC's beauty, history, and tourism. The noted attractions span the eastern, central, and western parts of the county, so most voters have likely visited at least one of the places and have a connection to the sticker. If not, it provides a wonderful checklist for exploring your own hometown.

"I Voted" Sticker Contest
NOMINEE



Cartoon Cardinal

Sonja Mueller

By featuring a cardinal and a blue border, this design expertly incorporates an American color theme with uniquely state and county-centric symbolism. Perched on the Neabsco Boardwalk, this anthropomorphized version of the Virginia state bird sports a wide grin, a thumbs up, and is wearing his own voting sticker to convey the fun and joy that comes with completing your civic duty.

PWC STUDENT

"I Voted" Sticker Contest
NOMINEE



Neabsco Boardwalk

Caroline Peterson

A peaceful landmark in a natural setting, this design features the Neabsco Boardwalk at sunrise. A beloved and beautiful attraction, the Neabsco Creek Boardwalk has become a staple for the county, allowing residents to walk on it to see and enjoy the wildlife and nature of their community. The Americana border perfectly blends the expected conventions of an "I Voted" sticker with the unique beauty of one of PWC's outdoor attractions.

"I Voted" Sticker Contest
NOMINEE



Impressionist Bluebells

Liam May

This sticker design features Virginia Bluebells, the official flower of PWC. Hand drawn elements, from the image to the font, perfectly capture the ethereal energy of these famed blooms. Though a lesserknown symbol of the county, bluebells are a source of excitement and pride for residents, attracting visitors to the county when they bloom each spring. They are even the namesake of the annual Bluebell Festival held each year at Merrimac Farm's Wildlife Management Area in Quantico.

PWC STUDENT

"I Voted" Sticker Contest
NOMINEE



PWC Water Tower

Nicole Goble

This unique and playful design features one of the many water towers that dot the county's landscape. Bright colors bring a sense of levity to what can be a very sobering public duty. The design is full of hidden gems including the red, white, and blue stripes of the water tower's supports and the tree in the foreground that subtly mimics the shape of the state of Virginia. Voters can wear this sticker with pride for the resources that make PWC a comfortable place to live... and vote!

"I Voted" Sticker Contest
NOMINEE



County Montage 1731

Latecia Abbington

This design that denotates the year of the county's founding (1731) gives reverence to two famous landmarks - the National Museum of the Marine Corp and the Manassas National Battlefield. The museum stands as a beacon of history to all who visit; its allure captivates not only the onlookers but also countless commuters passing by daily. Recollections of bygone eras, like the Battle of Manassas, give deference to our nation's transformative journey

"I Voted" Sticker Contest
NOMINEE



Dogwood Blossoms

Lillian Kellner


In this design, a red background and blue text combine with the white petals of dogwood blooms, Virginia's state flower, to create an image that at once is cognizant of both Virginia and the USA. The delicate blooms frame the phrase "I Voted" creating a composition that is a perfect balance of delicate and esteemed.

PWC STUDENT



2024 “I Voted” Sticker Contest

Results




FINAL "I VOTED" STICKER VOTING



140



129



78



61


ROUND 1



60



57



48

695 VOTERS 348 TO WIN



38



32



32



20

FINAL "I VOTED" STICKER VOTING




140

+1



129

+2




78

+2



61

ROUND
1




60

+6



57

+5




48

+1

695
VOTERS
348
TO WIN



38



32

+3



32



20

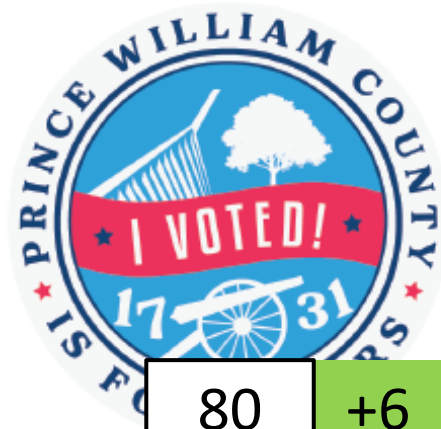
FINAL "I VOTED" STICKER VOTING



141 +5



131 +1



80 +6



61 +3

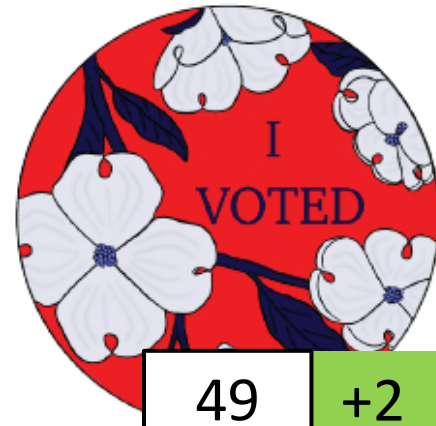
ROUND
2



66



62 +8




49 +2

695
VOTERS
348
TO WIN



38 +4



35 +3




32



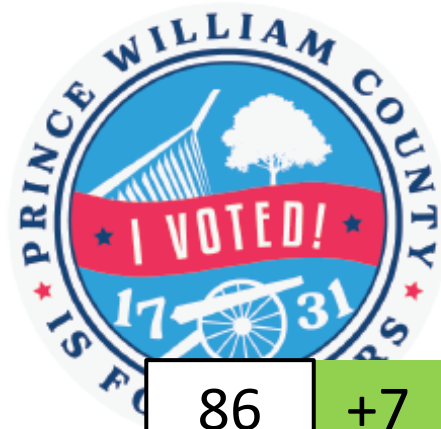
FINAL "I VOTED" STICKER VOTING



146 +6



132 +3




86 +7



64 +6


ROUND 3



66 +4




70 +3



51 +3

695 VOTERS 348 TO WIN



42 +6



38




FINAL "I VOTED" STICKER VOTING



152 +8



135 +2




93 +4



70 +6


ROUND 4



70 +9



73 +6



54 +13

695 VOTERS
348 TO WIN



48




FINAL "I VOTED" STICKER VOTING

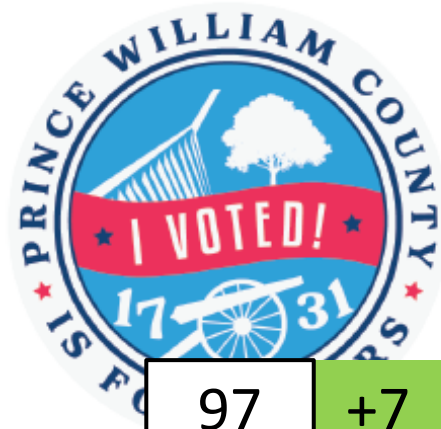
ROUND 5



160 +12




137 +8



97 +7




76 +10



79 +16



79 +14



67

695 VOTERS 348 TO WIN



FINAL "I VOTED" STICKER VOTING



172 +17



145 +22




104 +21



86

ROUND
6



95 +15



93 +11



695
VOTERS
348
TO WIN




FINAL "I VOTED" STICKER VOTING



189 +31



167 +30



125 +26



ROUND 7



110 +17



104



695 VOTERS
348 TO WIN




FINAL "I VOTED" STICKER VOTING



220 +43



197 +35



151 +49



ROUND 8



127



695 VOTERS 348 TO WIN



FINAL "I VOTED" STICKER VOTING



263 +75



232 +125



200



ROUND 9



4th



695 VOTERS 348 TO WIN



FINAL "I VOTED" STICKER VOTING



338



357



3rd



ROUND 10



4th



695 VOTERS 348 TO WIN



FINAL "I VOTED" STICKER VOTING

ROUND 10



2nd



357



3rd



4th




695 VOTERS
348 TO WIN





2024 “I Voted” Sticker Contest

Winners



"I Voted" Sticker Contest
WINNER



Montclair Elementary

Tina Katz

Special Award = \$500



"I Voted" Sticker Contest
WINNER



Cartoon Cardinal

Sonja Mueller

Special Award = \$500



"I Voted" Sticker Contest
WINNER



Colorful Cannon

Chris Moore, Riot of Colors

4th Place = \$500



"I Voted" Sticker Contest
WINNER



County Montage 1731

Latecia Abbington

3rd Place = \$500



"I Voted" Sticker Contest
WINNER



Hands In PWC

Erika Lozano

2nd Place = \$1,000



"I Voted" Sticker Contest
WINNER



Bold Marine Museum

Therese Thomas


1st Place = \$3,000





2024 "I Voted" Sticker Contest

Sticker Plan



STICKER PLAN

1st



2nd



3rd



4th



STICKER PLAN



Eastern County



Entire County



Entire County



Western County



STICKER PLAN



#1 Attraction/
Military Service



Virginia's Most
Diverse County



Collage of
Attractions



Historical
Significance



STICKER PLAN

NEW OFFICIAL “I VOTED” STICKERS



2024



2025



2026



2027



STICKER PLAN

NEW OFFICIAL “I VOTED” STICKERS



- Extra incentive to vote in all elections
- Highlights many facets of Prince William County



PWC “I Voted” Stickers



2024



2025



2026



2027

APPROVAL OF MINUTES





APPROVAL OF MINUTES

- Minutes for April 29, 2024
- Minutes for Post-June Primary

BOARD MEMBER REPORTS



GENERAL REGISTRAR'S REPORT



OPEN HOUSE



OPEN HOUSE DATES



Friday, Aug. 16 9:00 am – 4:00 pm
Saturday, Aug. 17 9:00 am – 4:00 pm

Group tours at routine intervals by
online reservation at pwcvotes.org

Reservations available by early August

OPEN HOUSE



Objectives

- Give the public, election officers, and elected officials an opportunity to see how the election process works
- Detail the many steps we take to make sure elections are secure, accurate, and transparent

OPEN HOUSE



Areas of Focus

- Election Equipment
- Voter Registration
- Voting by Mail
- Results Reporting
- Election Officer Staffing & Training

NEW BUSINESS



APPOINT ELECTION OFFICERS



RECRUITMENT



- Office completed targeted mailing to 5,000+ primary voters
- Electoral Board asked 500+ active Republican officers to help recruit
- Reached out to 1,500+ NP officers
- County internal/public newsletters



RETENTION

Staffing Team Communication

- 83% rate the communication as “Excellent” with 97% positive ratings
- “Excellent” percentage has grown - 68%/71%/83% - the last three elections
- No staffing issues from March/June
- Outstanding work by Dena & Rick



RETENTION

Chief Evaluations

- 91% of officers rate their Chief as “Excellent”
- 92% of officers report they are “Very Likely” to work a future election

APPOINT OFFICERS



- **353 total appointments today**
 - 224 new election officer applicants
 - 129 election officers requesting to represent a party
- **Requires Electoral Board appointment per VA Code §24.2-115**

TRAINING PLAN





TRAINING PLAN

- No significant law changes that impact the preparation of the election officers this year
- Updating training for new provisional envelopes, minor improvements to processes, reminders about procedure, and practice



TRAINING PLAN

Types of Training

- **All Officer Training** – Virtual or in-person
- **Leadership Certification Training**– In-person, 4-5 hours, hands-on experience
- **New Chief Orientation** – In-person training
- **New Officer Training** – In-person training
- **Director Meeting** – Virtual/recording



SURVEY RESULTS

Training Ratings – June Primary

- 59% rate the All Officer Training as “Excellent” with 97% positive ratings
- 67% rate the New Officer Training as “Excellent” with 95% positive ratings
- Scores have consistently improved
- Tommy and his team get high praise



SURVEY RESULTS

All Officer Training Engagement Responses

- Engaged – 80 people
- Satisfied – 57 people
- Bored – 5 people
- Overwhelmed – 3 people



SURVEY RESULTS

Leadership Certification Training

- 63% rate the course as “Excellent” with a 98% positivity rating
- 69% of new chiefs rate the New Chief Orientation course as “Excellent” with 100% positivity



REAL-WORLD RESULTS

June Primary Results Reporting

- 101 of 103 precincts reported their election results by 8:05 pm
- PWC was the first NoVA county to report all results at 8:15 pm
- All results from precincts 100% accurate



TRAINING PLAN

Chief, Assistant Chief, and Equipment Provisional Specialist

- ✓ Certification Course
- ✓ All Officer Training
 - ✓ (or New Chief Orientation if new)
- ✓ Director Meeting (Chief/Assistant Chief)



TRAINING PLAN

First-Time Election Officers

- ✓ New Officer Training

Election Officers

- ✓ All Officer Training

TRAINING PLAN



- **Requires Electoral Board approval for the November General Election per VA Code §24.2-103 and §24.2-115**



NEW EARLY VOTING ORDINANCE*

- 6 Early Voting locations for all elections
- Codifies the days open by election
- Electoral Board must define hours of operation for early voting sites

**PWC Ordinance 24-17, 5/14/2024*



EARLY VOTING HOURS ORDINANCE REQUIREMENTS

- Must be compliant with VA Code 24.2-701(B) – 8 hours on Saturdays
- Satellites must be open 6 hours
- Satellite locations must have identical hours on days open



NOVEMBER GENERAL ELECTION

Main Office

S	M	T	W	T	F	S
S	M	T	W	T	F	S
S	M	T	W	T	F	S
S	M	T	W	T	F	S
S	M	T	W	T	F	S
S	M	T	W	T	F	S
S	M	T	W	T	F	S
S	M	★				

Satellite Locations

S	M	T	W	T	F	S
S	M	T	W	T	F	S
S	M	T	W	T	F	S
S	M	T	W	T	F	S
S	M	T	W	T	F	S
S	M	T	W	T	F	S
S	M	T	W	T	F	S
S	M	★				

**DMV, Haymarket,
Ferlazzo, Dumfries,
& Brentsville**

PROPOSED HOURS: ALL LOCATIONS

Weekdays

8:30 am – 4:30 pm

Extended Wed. until 7:00 pm

Saturdays (3)

8:30 am – 5:00 pm

Sundays (2)

11:00 am – 5:00 pm

VOTER GUIDE



- Going to all PWC households by mid-September
- Provides information on new early voting locations, dates, and hours
- Will provide other helpful information to voters including voting requirements, election security, voting by mail, etc.



INCREASING CAPACITY

- Early Voting locations are expanding pollbooks and voting booths at our busiest locations – DMV, Haymarket, Main Office, and Ferlazzo
- Capacity for 140,000+ voters with a wait of less than 15 minutes

EARLY VOTING HOURS



- **Requires Electoral Board action to set the election early voting hours per PWC Ordinance No. 24-17**

BALLOT ORDER



PROJECTION PLANNING



Preparing for turnout in the 75-85% range

- Planning for surge in registrations
- Preparing for 100,000+ early/mail voters and 150,000+ Election Day voters

BALLOT ORDER



Total order of 264,400 ballots for Election Day

- Roughly 2,500 ballots per precinct
- Would cover ballot needs even if every voter showed on Election Day
- Will order 200-300 additional provisional ballots per precinct (20,000+ ballots)

BALLOT ORDER



- **Requires Electoral Board to approve an adequate number of ballots to conduct the election under VA Code §24.2-612**

STAFFING & ELECTION EQUIPMENT PLAN



STAFFING HIGHLIGHTS



- Total of more than 1,050 officers
- 9-12 officers at each precinct
- Chief, Assistant Chief, and EPS - 3 certified leadership officers at each location
- Extra officers to rotate breaks

ELECTION EQUIPMENT

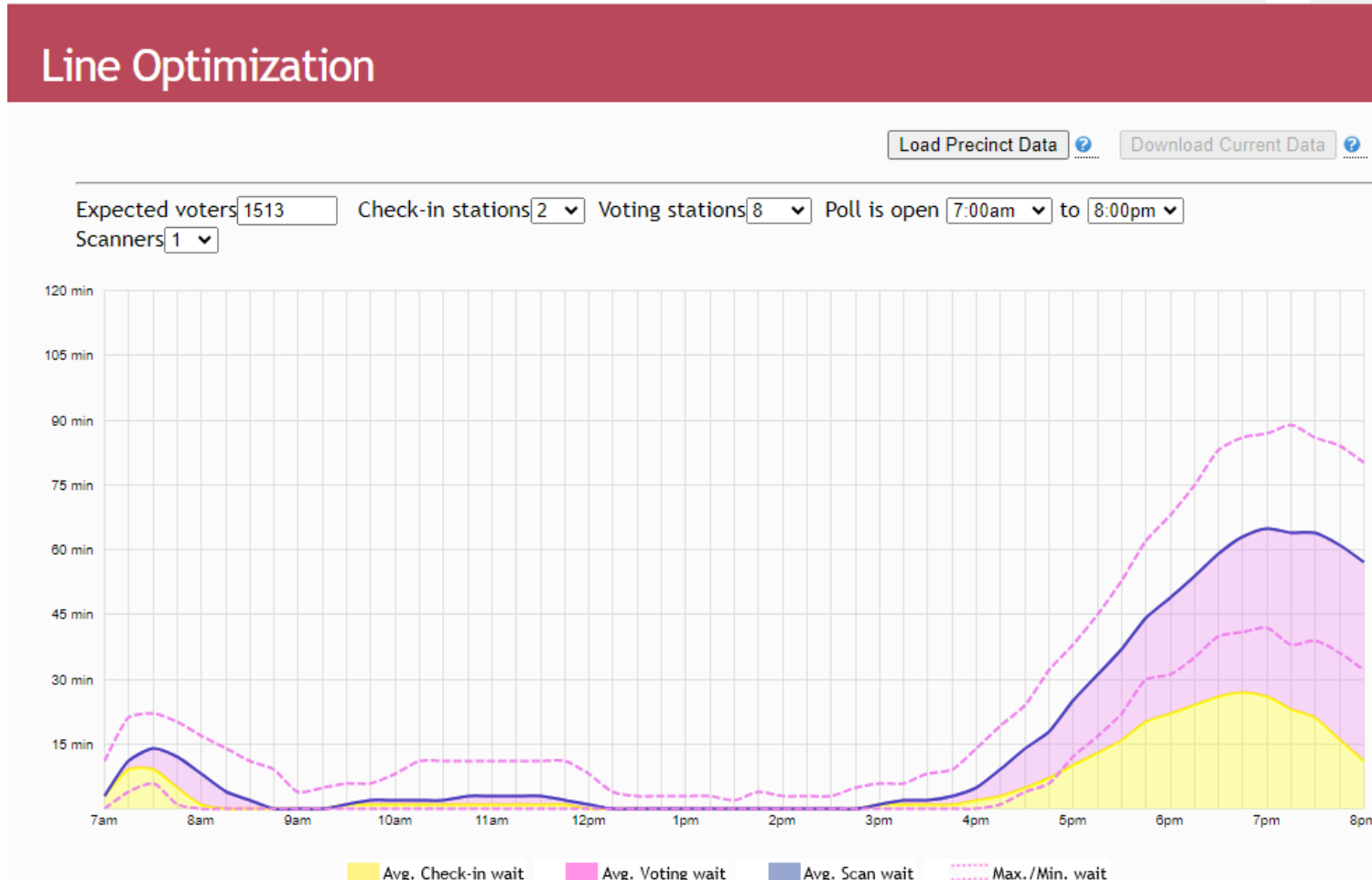


- 3 pollbooks to check in voters
- Extra pollbook for Chief/provisional
- 1-2 ballot scanners split equally
- ADA voting machine
- 12-18 voting booths

BAD PLANNING



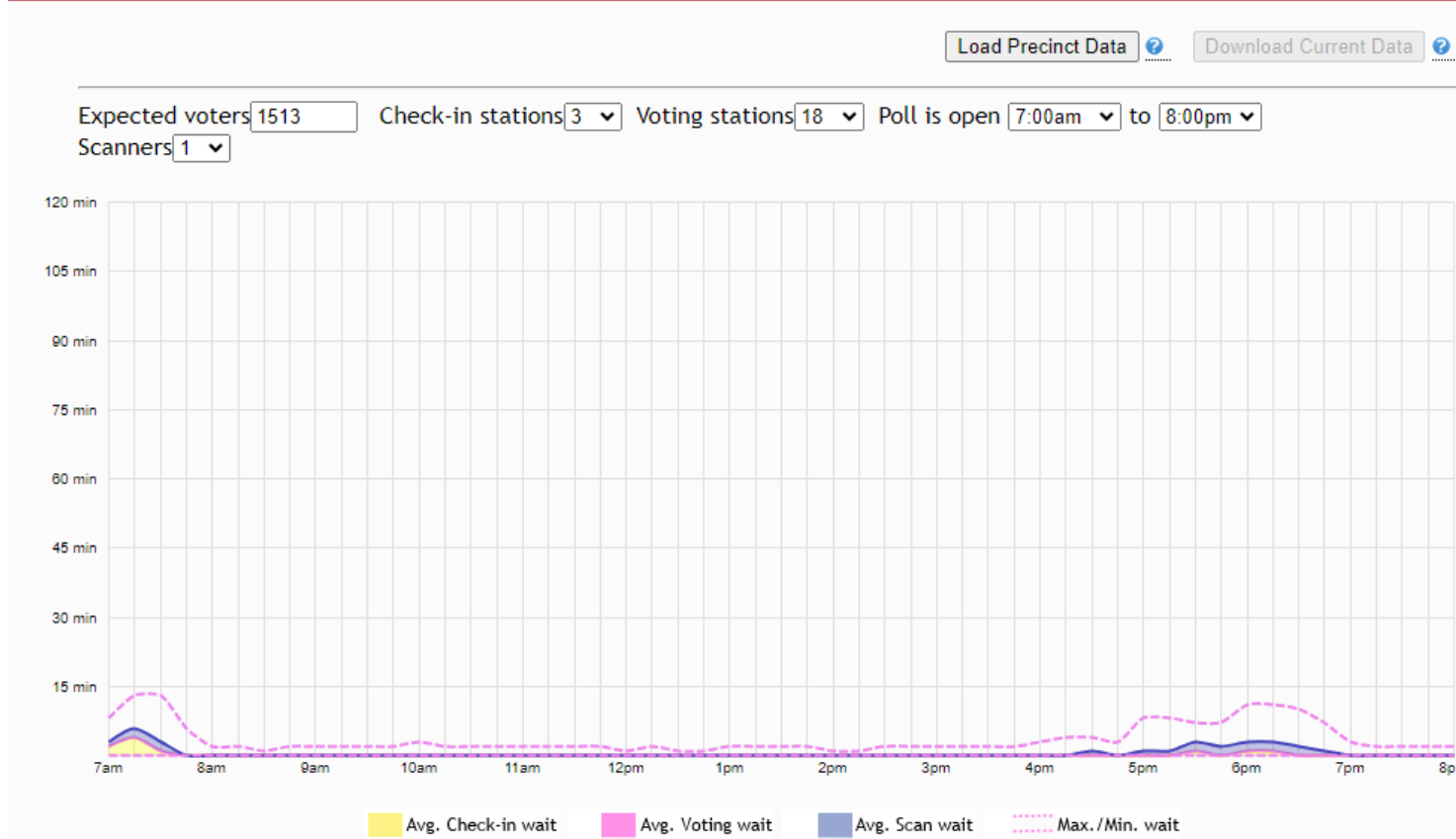
Line Optimization



GOOD PLANNING



Line Optimization



STAFFING PLAN



- **Requires Electoral Board to acknowledge submission of an adequate staffing plan for the election per VA Code §24.2-115**

NEXT MEETING





JULY 22 @ Time TBD

- Closed Session – GR Evaluation



AUGUST 22 @ 10:00 AM

- General election preparation
- Voter registration report
- Improvements to mail voting
- Transparency initiative
- Review of EB/GR duties

PUBLIC COMMENTS 3-MINUTE TIME LIMIT



ADJOURNMENT



PWC “I Voted” Stickers



2024



2025



2026



2027




FINAL "I VOTED" STICKER VOTING



140



129



78



61

ROUND
1



60



57



48

695
TOTAL
VOTERS



38



32



32



20

2024 General Election - Projection Ballot Order

#	Pct Name	Estimated Reg Voters	Projected Voter Turnout				ED Ballot Order
			Total	Mail	EV	Eday	
101	Brentsville	3275	2522	378	630	1513	2500
102	Cedar Point	2953	2274	341	568	1364	2300
103	Glenkirk	4132	3181	477	795	1909	3200
104	Nokesville	4347	3347	502	837	2008	3400
105	Piney Branch	3518	2708	406	677	1625	2700
106	Unity Reed	1495	1151	173	288	691	1200
107	Marsteller	4056	3123	468	781	1874	3100
108	Victory	4001	3080	462	770	1848	3100
109	Chris Yung	4061	3127	469	782	1876	3100
110	Buckland Mills	4328	3333	500	833	2000	3300
111	Limestone	4691	3612	542	903	2167	3600
112	Burke-Nickens	4898	3772	566	943	2263	3800
113	Lakes	3477	2677	402	669	1606	2700
114	Bristow Run	4346	3346	502	837	2008	3400
201	Hylton	3520	2710	407	678	1626	2700
202	West Gate	2675	2060	309	515	1236	2100
203	Bennett	4428	3409	511	852	2046	3400
204	Ellis	2805	2160	324	540	1296	2200
205	Buckhall	2634	2029	304	507	1217	2100
206	Coles	3679	2833	425	708	1700	2900
207	Spriggs	3215	2476	371	619	1485	2500
208	Colgan	2077	1599	240	400	960	1600
209	Independent Hill	2599	2001	300	500	1201	2000
210	Yates Ford	3738	2878	432	720	1727	2900
211	Signal Hill	2287	1761	264	440	1057	1800
212	Yorkshire	3497	2692	404	673	1615	2700
213	Parkside	2884	2221	333	555	1333	2200
214	Lucasville	3545	2729	409	682	1638	2800
215	Rosa Parks	3207	2469	370	617	1481	2500
301	Dumfries	3446	2653	398	663	1592	2700
302	Potomac	3688	2839	426	710	1704	2900
303	Graham Park	2615	2013	302	503	1208	2000
304	Quantico	1491	1148	172	287	689	1200
305	Forest Park	3448	2655	398	664	1593	2700
306	Four Seasons	3290	2533	380	633	1520	2600
307	Henderson	2909	2240	336	560	1344	2300
308	Montclair	2059	1585	238	396	951	1600
309	Ashland	2624	2020	303	505	1212	2100
310	PW Forest Park	3238	2493	374	623	1496	2500
311	Swan Creek	3222	2481	372	620	1489	2500
312	Triangle	3920	3018	453	755	1811	3000
313	Cardinal	3612	2781	417	695	1669	2800

2024 General Election - Projection Ballot Order

#	Pct Name	Estimated Reg Voters	Projected Voter Turnout				ED Ballot Order
			Total	Mail	EV	Eday	
314	Cabin Branch	2771	2134	320	533	1280	2200
315	Williams	3701	2850	427	712	1710	2900
316	Potomac Shores	3376	2599	390	650	1560	2600
401	Evergreen	3563	2743	411	686	1646	2800
402	Gravelly	4559	3511	527	878	2106	3500
403	Bull Run	3648	2809	421	702	1685	2800
402	Unity Braxton	2397	1846	277	461	1107	1900
405	Ben Lomond	3249	2501	375	625	1501	2500
406	Alvey	3840	2957	444	739	1774	3000
407	Heritage Hunt	4467	3439	516	860	2064	3500
408	Sudley	2310	1779	267	445	1067	1800
409	Tyler	5166	3978	597	994	2387	4000
410	Mountain View	4752	3659	549	915	2196	3700
411	Mullen	3862	2974	446	743	1784	3000
412	Catharpin	2575	1982	297	496	1189	2000
413	Reagan	3921	3019	453	755	1811	3000
414	Seymour	2792	2150	322	537	1290	2200
501	Springwoods	4174	3214	482	803	1928	3200
502	Occoquan	3731	2873	431	718	1724	2900
503	Mohican	2330	1794	269	449	1076	1800
504	Rockledge	2486	1915	287	479	1149	1900
505	Lake Ridge	3835	2953	443	738	1772	3000
506	Old Bridge	3081	2372	356	593	1423	2400
507	Chinn	4061	3127	469	782	1876	3100
508	Penn	3525	2714	407	679	1628	2700
509	McCoart	3870	2980	447	745	1788	3000
510	County Center	1022	787	118	197	472	800
511	Westridge	4112	3166	475	792	1900	3200
512	York	2763	2127	319	532	1276	2200
513	Woodbridge	4174	3214	482	803	1928	3200
514	Antietam	3851	2966	445	741	1779	3000
515	Marshall	2906	2238	336	559	1343	2300
516	Kerrydale	1593	1226	184	307	736	1300
601	Dale	3526	2715	407	679	1629	2700
602	Beville	4052	3120	468	780	1872	3100
603	Hampton	3482	2681	402	670	1609	2700
604	Gar-Field	2982	2296	344	574	1378	2300
605	Minnieville	2273	1750	263	438	1050	1800
606	Bel Air	3273	2520	378	630	1512	2500
607	Jenkins	2517	1938	291	484	1163	2000
608	Enterprise	4207	3240	486	810	1944	3300
609	King	2475	1906	286	476	1143	1900

2024 General Election - Projection Ballot Order

#	Pct Name	Estimated Reg Voters	Projected Voter Turnout				ED Ballot Order
			Total	Mail	EV	Eday	
610	Fitzgerald	3804	2929	439	732	1758	2900
611	Neabsco	3878	2986	448	746	1791	3000
612	Elm Farm	2196	1691	254	423	1014	1700
613	Hoadly	900	693	104	173	416	700
614	McAuliffe	3527	2716	407	679	1629	2700
615	Commons	411	316	47	79	190	400
616	Markham	1125	866	130	216	520	900
701	Belmont	4167	3209	481	802	1925	3200
702	Library	4045	3114	467	779	1869	3100
703	Lynn	3031	2334	350	584	1400	2400
704	Porter	3862	2974	446	743	1784	3000
705	Potomac View	2616	2014	302	503	1208	2000
706	Rippon	4161	3204	481	801	1922	3200
707	Kilby	3334	2567	385	642	1540	2600
708	River Oaks	4026	3100	465	775	1860	3100
709	Freedom	3179	2448	367	612	1469	2500
710	Powells Creek	3908	3009	451	752	1806	3000
711	Grayson	3817	2939	441	735	1763	3000
712	Leesylvania	3401	2619	393	655	1571	2600
TOTAL		340,560	262,231	39,335	65,558	157,339	264,400

2024 General Election - Election Officer Staffing

#	Pct Name	Est. Reg. Voters	ED Turn Proj	Polling Place Staffing							
				CO	AO	EPS	Poll	Booth	Scan	Greet	Total
101	Brentsville	3275	1513	1	1	1	4	1	1	1	10
102	Cedar Point	2953	1364	1	1	1	3	1	1	1	9
103	Glenkirk	4132	1909	1	1	1	4	1	1	2	11
104	Nokesville	4347	2008	1	1	1	4	1	1	2	11
105	Piney Branch	3518	1625	1	1	1	4	1	1	2	11
106	Unity Reed	1495	691	1	1	1	3	1	1	1	9
107	Marsteller	4056	1874	1	1	1	4	1	1	2	11
108	Victory	4001	1848	1	1	1	4	1	1	2	11
109	Chris Yung	4061	1876	1	1	1	4	1	1	2	11
110	Buckland Mills	4328	2000	1	1	1	4	1	1	2	11
111	Limestone	4691	2167	1	1	1	5	1	1	2	12
112	Burke-Nickens	4898	2263	1	1	1	5	1	1	2	12
113	Lakes	3477	1606	1	1	1	4	1	1	2	11
114	Bristow Run	4346	2008	1	1	1	4	1	1	2	11
201	Hylton	3520	1626	1	1	1	4	1	1	2	11
202	West Gate	2675	1236	1	1	1	3	1	1	1	9
203	Bennett	4428	2046	1	1	1	4	1	1	2	11
204	Ellis	2805	1296	1	1	1	3	1	1	1	9
205	Buckhall	2634	1217	1	1	1	3	1	1	1	9
206	Coles	3679	1700	1	1	1	4	1	1	2	11
207	Spriggs	3215	1485	1	1	1	4	1	1	1	10
208	Colgan	2077	960	1	1	1	3	1	1	1	9
209	Independent Hill	2599	1201	1	1	1	3	1	1	1	9
210	Yates Ford	3738	1727	1	1	1	4	1	1	2	11
211	Signal Hill	2287	1057	1	1	1	3	1	1	1	9
212	Yorkshire	3497	1615	1	1	1	4	1	1	2	11
213	Parkside	2884	1333	1	1	1	3	1	1	1	9
214	Lucasville	3545	1638	1	1	1	4	1	1	2	11
215	Rosa Parks	3207	1481	1	1	1	4	1	1	1	10
301	Dumfries	3446	1592	1	1	1	4	1	1	1	10
302	Potomac	3688	1704	1	1	1	4	1	1	2	11
303	Graham Park	2615	1208	1	1	1	3	1	1	1	9
304	Quantico	1491	689	1	1	1	3	1	1	1	9
305	Forest Park	3448	1593	1	1	1	4	1	1	1	10
306	Four Seasons	3290	1520	1	1	1	4	1	1	1	10
307	Henderson	2909	1344	1	1	1	3	1	1	1	9
308	Montclair	2059	951	1	1	1	3	1	1	1	9
309	Ashland	2624	1212	1	1	1	3	1	1	1	9
310	PW Forest Park	3238	1496	1	1	1	4	1	1	1	10
311	Swan Creek	3222	1489	1	1	1	4	1	1	1	10
312	Triangle	3920	1811	1	1	1	4	1	1	2	11
313	Cardinal	3612	1669	1	1	1	4	1	1	2	11

2024 General Election - Election Officer Staffing

#	Pct Name	Est. Reg. Voters	ED Turn Proj	Polling Place Staffing							Total
				CO	AO	EPS	Poll	Booth	Scan	Greet	
314	Cabin Branch	2771	1280	1	1	1	3	1	1	1	9
315	Williams	3701	1710	1	1	1	4	1	1	2	11
316	Potomac Shores	3376	1560	1	1	1	4	1	1	1	10
401	Evergreen	3563	1646	1	1	1	4	1	1	2	11
402	Gravely	4559	2106	1	1	1	5	1	1	2	12
403	Bull Run	3648	1685	1	1	1	4	1	1	2	11
402	Unity Braxton	2397	1107	1	1	1	3	1	1	1	9
405	Ben Lomond	3249	1501	1	1	1	4	1	1	1	10
406	Alvey	3840	1774	1	1	1	4	1	1	2	11
407	Heritage Hunt	4467	2064	1	1	1	4	1	1	2	11
408	Sudley	2310	1067	1	1	1	3	1	1	1	9
409	Tyler	5166	2387	1	1	1	5	1	1	2	12
410	Mountain View	4752	2196	1	1	1	5	1	1	2	12
411	Mullen	3862	1784	1	1	1	4	1	1	2	11
412	Catharpin	2575	1189	1	1	1	3	1	1	1	9
413	Reagan	3921	1811	1	1	1	4	1	1	2	11
414	Seymour	2792	1290	1	1	1	3	1	1	1	9
501	Springwoods	4174	1928	1	1	1	4	1	1	2	11
502	Occoquan	3731	1724	1	1	1	4	1	1	2	11
503	Mohican	2330	1076	1	1	1	3	1	1	1	9
504	Rockledge	2486	1149	1	1	1	3	1	1	1	9
505	Lake Ridge	3835	1772	1	1	1	4	1	1	2	11
506	Old Bridge	3081	1423	1	1	1	4	1	1	1	10
507	Chinn	4061	1876	1	1	1	4	1	1	2	11
508	Penn	3525	1628	1	1	1	4	1	1	2	11
509	McCoart	3870	1788	1	1	1	4	1	1	2	11
510	County Center	1022	472	1	1	1	3	1	1	1	9
511	Westridge	4112	1900	1	1	1	4	1	1	2	11
512	York	2763	1276	1	1	1	3	1	1	1	9
513	Woodbridge	4174	1928	1	1	1	4	1	1	2	11
514	Antietam	3851	1779	1	1	1	4	1	1	2	11
515	Marshall	2906	1343	1	1	1	3	1	1	1	9
516	Kerrydale	1593	736	1	1	1	3	1	1	1	9
601	Dale	3526	1629	1	1	1	4	1	1	2	11
602	Beville	4052	1872	1	1	1	4	1	1	2	11
603	Hampton	3482	1609	1	1	1	4	1	1	2	11
604	Gar-Field	2982	1378	1	1	1	3	1	1	1	9
605	Minnieville	2273	1050	1	1	1	3	1	1	1	9
606	Bel Air	3273	1512	1	1	1	4	1	1	1	10
607	Jenkins	2517	1163	1	1	1	3	1	1	1	9
608	Enterprise	4207	1944	1	1	1	4	1	1	2	11
609	King	2475	1143	1	1	1	3	1	1	1	9

2024 General Election - Election Officer Staffing

#	Pct Name	Est. Reg. Voters	ED Turn Proj	Polling Place Staffing							Total
				CO	AO	EPS	Poll	Booth	Scan	Greet	
610	Fitzgerald	3804	1758	1	1	1	4	1	1	2	11
611	Neabsco	3878	1791	1	1	1	4	1	1	2	11
612	Elm Farm	2196	1014	1	1	1	3	1	1	1	9
613	Hoadly	900	416	1	1	1	3	1	1	1	9
614	McAuliffe	3527	1629	1	1	1	4	1	1	2	11
615	Commons	411	190	1	1	1	3	1	1	1	9
616	Markham	1125	520	1	1	1	3	1	1	1	9
701	Belmont	4167	1925	1	1	1	4	1	1	2	11
702	Library	4045	1869	1	1	1	4	1	1	2	11
703	Lynn	3031	1400	1	1	1	4	1	1	1	10
704	Porter	3862	1784	1	1	1	4	1	1	2	11
705	Potomac View	2616	1208	1	1	1	3	1	1	1	9
706	Rippon	4161	1922	1	1	1	4	1	1	2	11
707	Kilby	3334	1540	1	1	1	4	1	1	1	10
708	River Oaks	4026	1860	1	1	1	4	1	1	2	11
709	Freedom	3179	1469	1	1	1	4	1	1	1	10
710	Powells Creek	3908	1806	1	1	1	4	1	1	2	11
711	Grayson	3817	1763	1	1	1	4	1	1	2	11
712	Leesylvania	3401	1571	1	1	1	4	1	1	1	10
TOTAL		340,560	157,339	103	103	103	383	103	103	156	1,054

2024 General Election - Equipment Allocation

#	Pct Name	Est. Reg. Voters	ED Turn Proj	Equipment Allocation				
				EPB	Chief	Booth	Scan	ADA
101	Brentsville	3275	1513	3	1	18	1	1
102	Cedar Point	2953	1364	2	1	12	1	1
103	Glenkirk	4132	1909	3	1	18	2	1
104	Nokesville	4347	2008	3	1	18	2	1
105	Piney Branch	3518	1625	3	1	18	2	1
106	Unity Reed	1495	691	2	1	12	1	1
107	Marsteller	4056	1874	3	1	18	2	1
108	Victory	4001	1848	3	1	18	2	1
109	Chris Yung	4061	1876	3	1	18	2	1
110	Buckland Mills	4328	2000	3	1	18	2	1
111	Limestone	4691	2167	4	1	18	2	1
112	Burke-Nickens	4898	2263	4	1	18	2	1
113	Lakes	3477	1606	3	1	18	2	1
114	Bristow Run	4346	2008	3	1	18	2	1
201	Hylton	3520	1626	3	1	18	2	1
202	West Gate	2675	1236	2	1	12	1	1
203	Bennett	4428	2046	3	1	18	2	1
204	Ellis	2805	1296	2	1	12	1	1
205	Buckhall	2634	1217	2	1	12	1	1
206	Coles	3679	1700	3	1	18	2	1
207	Spriggs	3215	1485	3	1	18	1	1
208	Colgan	2077	960	2	1	12	1	1
209	Independent Hill	2599	1201	2	1	12	1	1
210	Yates Ford	3738	1727	3	1	18	2	1
211	Signal Hill	2287	1057	2	1	12	1	1
212	Yorkshire	3497	1615	3	1	18	2	1
213	Parkside	2884	1333	2	1	12	1	1
214	Lucasville	3545	1638	3	1	18	2	1
215	Rosa Parks	3207	1481	3	1	18	1	1
301	Dumfries	3446	1592	3	1	18	1	1
302	Potomac	3688	1704	3	1	18	2	1
303	Graham Park	2615	1208	2	1	12	1	1
304	Quantico	1491	689	2	1	12	1	1
305	Forest Park	3448	1593	3	1	18	1	1
306	Four Seasons	3290	1520	3	1	18	1	1
307	Henderson	2909	1344	2	1	12	1	1
308	Montclair	2059	951	2	1	12	1	1
309	Ashland	2624	1212	2	1	12	1	1
310	PW Forest Park	3238	1496	3	1	18	1	1
311	Swan Creek	3222	1489	3	1	18	1	1
312	Triangle	3920	1811	3	1	18	2	1
313	Cardinal	3612	1669	3	1	18	2	1

2024 General Election - Equipment Allocation

#	Pct Name	Est. Reg. Voters	ED Turn Proj	Equipment Allocation				
				EPB	Chief	Booth	Scan	ADA
314	Cabin Branch	2771	1280	2	1	12	1	1
315	Williams	3701	1710	3	1	18	2	1
316	Potomac Shores	3376	1560	3	1	18	1	1
401	Evergreen	3563	1646	3	1	18	2	1
402	Gravelly	4559	2106	4	1	18	2	1
403	Bull Run	3648	1685	3	1	18	2	1
402	Unity Braxton	2397	1107	2	1	12	1	1
405	Ben Lomond	3249	1501	3	1	18	1	1
406	Alvey	3840	1774	3	1	18	2	1
407	Heritage Hunt	4467	2064	3	1	18	2	1
408	Sudley	2310	1067	2	1	12	1	1
409	Tyler	5166	2387	4	1	18	2	1
410	Mountain View	4752	2196	4	1	18	2	1
411	Mullen	3862	1784	3	1	18	2	1
412	Catharpin	2575	1189	2	1	12	1	1
413	Reagan	3921	1811	3	1	18	2	1
414	Seymour	2792	1290	2	1	12	1	1
501	Springwoods	4174	1928	3	1	18	2	1
502	Occoquan	3731	1724	3	1	18	2	1
503	Mohican	2330	1076	2	1	12	1	1
504	Rockledge	2486	1149	2	1	12	1	1
505	Lake Ridge	3835	1772	3	1	18	2	1
506	Old Bridge	3081	1423	3	1	18	1	1
507	Chinn	4061	1876	3	1	18	2	1
508	Penn	3525	1628	3	1	18	2	1
509	McCoart	3870	1788	3	1	18	2	1
510	County Center	1022	472	2	1	12	1	1
511	Westridge	4112	1900	3	1	18	2	1
512	York	2763	1276	2	1	12	1	1
513	Woodbridge	4174	1928	3	1	18	2	1
514	Antietam	3851	1779	3	1	18	2	1
515	Marshall	2906	1343	2	1	12	1	1
516	Kerrydale	1593	736	2	1	12	1	1
601	Dale	3526	1629	3	1	18	2	1
602	Beville	4052	1872	3	1	18	2	1
603	Hampton	3482	1609	3	1	18	2	1
604	Gar-Field	2982	1378	2	1	12	1	1
605	Minnieville	2273	1050	2	1	12	1	1
606	Bel Air	3273	1512	3	1	18	1	1
607	Jenkins	2517	1163	2	1	12	1	1
608	Enterprise	4207	1944	3	1	18	2	1
609	King	2475	1143	2	1	12	1	1

2024 General Election - Equipment Allocation

#	Pct Name	Est. Reg. Voters	ED Turn Proj	Equipment Allocation				
				EPB	Chief	Booth	Scan	ADA
610	Fitzgerald	3804	1758	3	1	18	2	1
611	Neabsco	3878	1791	3	1	18	2	1
612	Elm Farm	2196	1014	2	1	12	1	1
613	Hoadly	900	416	2	1	12	1	1
614	McAuliffe	3527	1629	3	1	18	2	1
615	Commons	411	190	2	1	12	1	1
616	Markham	1125	520	2	1	12	1	1
701	Belmont	4167	1925	3	1	18	2	1
702	Library	4045	1869	3	1	18	2	1
703	Lynn	3031	1400	3	1	18	1	1
704	Porter	3862	1784	3	1	18	2	1
705	Potomac View	2616	1208	2	1	12	1	1
706	Rippon	4161	1922	3	1	18	2	1
707	Kilby	3334	1540	3	1	18	1	1
708	River Oaks	4026	1860	3	1	18	2	1
709	Freedom	3179	1469	3	1	18	1	1
710	Powells Creek	3908	1806	3	1	18	2	1
711	Grayson	3817	1763	3	1	18	2	1
712	Leesylvania	3401	1571	3	1	18	1	1
TOTAL		340,560	157,339	280	103	1,650	156	103

NEW ELECTION OFFICER APPOINTMENTS, 7/9/2024

First	Last	Party
Danita	Anderson	D
Toni	Anthony	D
Claire	Anton	D
Aminata	Bangura	D
Sarah	Bongiovanni	D
Tania	Brewington	D
Christine	Brown	D
Willa	Brown	D
Ronald	Burleson	D
Joseph	Calvert	D
Caroyn	Cameron	D
Stephanie	Carter	D
Avis	Catchings	D
Annalisa	Cleveland	D
Mary -Louise	Coates	D
Debra	Coleby	D
Sherry	Cook	D
Thai	Copeland	D
Judy	Corcoran	D
Mary	Corzo	D
Pamela	Cox	D
John	Debnam III	D
Rick	Degraffenreid	D
Shawn	Delorme SR	D
Deion	Diaz	D
Patrcia	Dunn	D
Susan	Evers	D
Sally	Farneylett	D
Christopher	Fiorillo	D
Patricia	Frasier	D
Luis	Garcia Baco	D
Orville	Gobourne	D
Carl	Goldenberg III	D
Michelle	Gorden	D
Lucy	Gramajo De Leon	D
Delmy	Gramajo De Leon	D
Linda	Greene	D
Vicky	Hakes	D
Brenda	Hampton	D
Keisha	Hargo	D
Cassandra	Harmon	D
Veronica	Harris	D
Gayle	Harris	D

NEW ELECTION OFFICER APPOINTMENTS, 7/9/2024

First	Last	Party
Karin	Henderson	D
Melody	Hicks	D
Holly	Hoffstot	D
Ashika	Hossain	D
Jason	Hunt	D
Gloria	Inocencia-Holloway	D
Craig	Jackson	D
Denise	Jackson- Ottley	D
Ada	Johnson	D
Jacqueline	Johnson	D
Warren	Kelley	D
Robin	Kerr	D
Tahrina	Khan	D
Debra	Kimberlin	D
Papa	Kone	D
Sandra	LaFrance	D
William	Lampkin	D
Marion	Lasswell	D
Marilyn	Lee-Robertson	D
Jewel	Lewis	D
Jesse	Lotharp Sr	D
Bonita	Love	D
Barbara	Lubar	D
Sameeha	Malik	D
Sharon	Marshall	D
Warren	McClain	D
Wade	McPhaul	D
Jeanne-marie	Millar	D
Heidi	Mira	D
Nicola	Moering	D
Kathleen	Montgomery	D
Kathy	Nicholos	D
Sheila	Ollison	D
Soyeon	Park	D
Shelia	Parson	D
Jermane	Patterson	D
Derek	Payne	D
Concepcion	Peral	D
Ernest Jr	Perkins	D
Kimberly	Perroots	D
Jennifer	Price	D
Monique	Raulston	D
Jordan	Reeves	D

NEW ELECTION OFFICER APPOINTMENTS, 7/9/2024

First	Last	Party
Gregory	Reid	D
Nilka	Rodgers	D
Suhaima	Sajjad	D
Raymond	Sam	D
Brooklynn	Saunders	D
Natasha	Saunders	D
Nira	Sheppard	D
Shahida	Siddique	D
Barbara	Small	D
Demetrius	Stewart	D
Melissa	Sutton	D
Tony	Thornton	D
Valerie	Tillman	D
Donya Maria	Twyman	D
Michael	Wallace	D
Sandra	Weller	D
Ebony	White	D
Angela	Whitfield	D
Syed	Ahmad	N
Wasil	Ahmad	N
Carey	Aliff	N
Yvone	Allen	N
Nadine	Aminloo	N
Daniel	Andrews	N
Paulette	Augustus	N
Rick	Avalos	N
Tasawar	Bashiruddin	N
Raymond	Bevacqua	N
James	Bolt	N
Yesenia	Bonilla	N
Karen	Canto	N
Daniella	Colo'n-Cosme	N
Jennifer	Emiohe	N
James	Falgout	N
Rickie	Frick	N
Berenite	Gaspard	N
Mehmet	Gokce	N
Nicholas	Guernsey	N
Sharon	Harris	N
Michael	Heckman	N
Rebecca	Hines	N
Lloyd	Jackson Jr	N
Paul	Jacobs JR	N

NEW ELECTION OFFICER APPOINTMENTS, 7/9/2024

First	Last	Party
Effat	Jahan	N
Trinity	Jones	N
Neneh	Kanneh	N
Larry	Kirkland	N
Rebecca	Kirt	N
Sabrina	Lozano-Flores	N
Erica	Lynn	N
Gary	Mathews	N
Stephen	McGraw	N
Wendy	Mcintosh	N
Madelene	Metzger	N
Grace	Nina Senzano	N
Elizabeth	Noll	N
Sue	Oksuz	N
Angelito	Palaroan Jr	N
Lisa	Racine	N
Sarah	Reinhardt	N
Jeffrey	Relkin	N
Steve	Reynolds	N
Adam	Risher	N
Emma	Simmons	N
Cynthia	Smith	N
Hina	Subzwari	N
Marci	Troutman	N
Arely	Ventura	N
Donna	Webster	N
Adrienne	Williams	N
Lilly	Wong	N
Mitchell	Yost	N
Christopher	Young	N
Diane	Young	N
Waqar	Ahmad	R
Wasiq	Ahmad	R
Janet	Baldwin	R
Rasaq	Balogun	R
Kay	Berube	R
David	Bordonaro	R
Steven	Breyfogle	R
James	Budrow	R
Connie	Bugge'	R
Adrianna	Bugge'	R
Damaris	Bustos	R
Jaquantis	Carter	R

NEW ELECTION OFFICER APPOINTMENTS, 7/9/2024

First	Last	Party
James	Christie	R
Lynn	Davis	R
Christopher	DI Napoli	R
Daniel	Dreyer	R
Lisa	Driggers	R
Teresa-Rose	Earp	R
Angela	Fales	R
Miguel	Fernandez Jr.	R
Lisa	Florio	R
Kendra	French	R
Joyce	Gaines	R
Penni	Goodman	R
David	Grove	R
Matthew	Hampton	R
Nina	Harke	R
Theodore	Hoch	R
Lois	Holder	R
Janice	Improta	R
Jolanta	Jacobs	R
Jerry	Johnson	R
Peggyann	Kavanagh	R
Aida	Lake	R
Carlton	Lambert	R
Michael	Larson	R
Mark	Lober	R
Samuel	McLarty	R
Steven	Meehan	R
Shahid	Mehmood	R
Leanna	Mersing	R
John	Morley	R
Amanda	Murphy-Venezia	R
Lynn	Murray	R
Hannah	Navarre	R
Lauren	Olsen	R
Melinda	Olson	R
Peter	Perretta	R
Lori	Pollacci	R
Muhammad	Rashed	R
Shaneice	Riggins	R
Brian	Rosen	R
Elana	Ryder	R
Linda	Scruggs	R
Kirk	Shanahan	R

NEW ELECTION OFFICER APPOINTMENTS, 7/9/2024

First	Last	Party
Jacqueline	Shaver	R
Nicholas	Studebaker	R
Bhasker	Thakar	R
Daksha	Thakar	R
Gabriel	Toala-moreno	R
Jose	Trevino	R
James	Whitmire	R
Mark	York	R
Nofil	Zia	R